

# Rewindable Submersible Motors

8" & 10"

from Jan. 2005 →  
Repair Instruction

**SUBMERSIBLE MOTORS**



QUALITY  
MADE BY



Franklin Electric



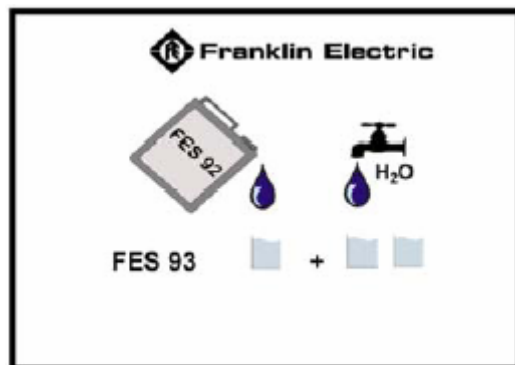


# 8" & 10" Rewindable from Jan. 2005

## Tool list

- Screwdriver 2,5x14
- Screwdriver 1,5x7
- Allen key 10 mm (filling screw)
- Allen key 6 mm (thrust housing)
- Allen key 5 mm (tube)
- Allen key 4 mm (cover seal)
- Snap ring pliers 19-60 mm (snap ring near carbon disc)
- Drawer (carbon disc)
- Combination wrench 10 mm (screw PE)
- Combination wrench 19 mm (screws upper endbell)
- Blue depth gauge
- Filling syringe
- Loctite 242
- Loctite 574
- Silicon
- Filling liquid FE-No: 308 353 941-5 liter, concentrate





### FES 93:









### **For splicing magnet wires to lead:**

- Terostat -IX
- Tesa 4186 or 3M Scotch 23
- System TP 700 soldering paste

















Disassembly / Démontage / Smontaggio / Desmontaje



Disassembly / Démontage / Smontaggio / Desmontaje


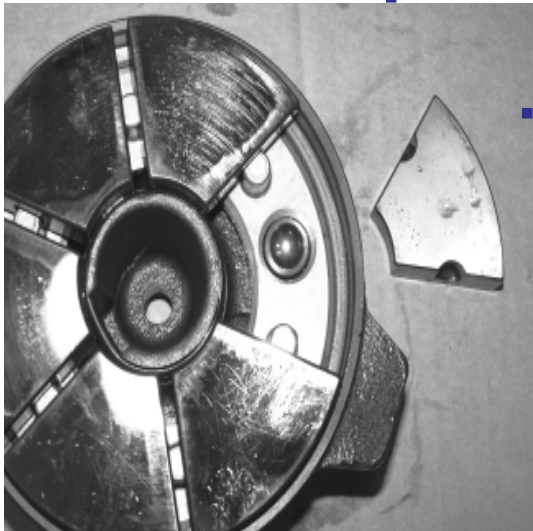




Disassembly / Démontage / Smontaggio / Desmontaje








Disassembly / Démontage / Smontaggio / Desmontaje











Assembly / Assemblage / Montaggio / Montaje








Assembly / Assemblage / Montaggio / Montaje










Assembly / Assemblage / Montaggio / Montaje
















Assembly / Assemblage / Montaggio / Montaje







Assembly / Assemblage / Montaggio / Montaje



Assembly / Assemblage / Montaggio / Montaje







Assembly / Assemblage / Montaggio / Montaje

