

Non-Submersible Pumps

Booster Pumps

BT4 Series

J-CLASS



CSA ENC 3
COF CSA 3



BT4 Series

Cast Iron Features:

- Designed for boosting water pressure from a variety of sources including municipal and private water systems
- Stainless steel discharge
- Cast iron motor bracket features a rugged support foot for horizontal or vertical mounting and a handle for portability of the unit
- 1-1/4" suction and 1" discharge are the same across the entire line, simplifying installation and maintenance
- The booster pump is built by Franklin Electric's Patented (U.S. Patent 7,290,984) TRI-SEAL floating stage system, for maximum efficiency, longevity and performance
- Assembled with the highest quality materials of construction, such as Celcon® for impellers, Noryl® for the diffusers and 300 series stainless steel for the hub, eye seals, shaft and shell
- Easily serviced through a back pull-out design, which leaves all plumbing and the pump undisturbed in their original location
- Industry proven square flange motors from A.O. Smith
- Single-phase: 1/3 through 2 hp motors are dual voltage, set to run with either 115V or 230V incoming power, while 3 hp are 230V only. Motors are high service factor A.O. Smith.
- Shut-off pressures up to 270 PSI, flow rates from 5 to 25 gpm, and temperatures up to 120 °F/49 °C

Applications:

- Boosting water pressure from either city mains or private water systems
- Pressure washing buildings and floors
- Poultry houses
- Spray cooling equipment
- Lawn and crop irrigation
- Evaporative cooling system/misters
- Water circulation
- General purpose pumping
- Reverse osmosis - stainless steel BT4
- Filtration - stainless steel BT4

Stainless Steel Features:

Includes all of the cast iron features above plus:

- Stainless steel models industrial applications:
 - Viton® mechanical seal.
 - Three-phase also available: 1/2 through 3 hp motors are dual voltage set to run with either 208-230V or 460V incoming power.
- Pump ends available for replacement or applications requiring specialty motor.
- Stainless steel motor bracket with a rugged support foot for horizontal or vertical mounting and a handle for portability of the unit.

Note: 3 hp BT4 pumps are for indoor installations only. They are not rated for outdoor installations.

Celcon® is a Registered Trademark of the Celanese Corp.

Noryl® is a Registered Trademark of G.E.

Viton® is a Registered Trademark of Dupont Dow Elastomers.

Non-Submersible Pumps

Booster Pumps BT4 Series

Single-Phase Stainless Steel Ordering Information (with Viton® mechanical seal): (See pgs. 2-3 for model number explanation)

GPM	HP	SUCTION X DISCHARGE	VOLTAGE	MODEL NO.	ORDER NO.	WT.
5	1/3	1-1/4" x 1"	115/230	5JBT03S4	95820505	33
	1/2	1-1/4" x 1"	115/230	5JBT05S4	95820510	37
	3/4	1-1/4" x 1"	115/230	5JBT07S4	95820515	41
	1	1-1/4" x 1"	115/230	5JBT1S4	95820520	46
7	1/2	1-1/4" x 1"	115/230	7JBT05S4	95820710	37
	3/4	1-1/4" x 1"	115/230	7JBT07S4	95820715	40
	1	1-1/4" x 1"	115/230	7JBT1S4	95820720	46
	1.5	1-1/4" x 1"	115/230	7JBT15S4	95820725	53
10	1/2	1-1/4" x 1"	115/230	10JBT05S4	95821010	37
	3/4	1-1/4" x 1"	115/230	10JBT07S4	95821015	39
	1	1-1/4" x 1"	115/230	10JBT1S4	95821020	45
	1.5	1-1/4" x 1"	115/230	10JBT15S4	95821025	52
	2	1-1/4" x 1"	115/230	10JBT2S4	95821030	56
15	3/4	1-1/4" x 1"	115/230	15JBT07S4	95821515	39
	1	1-1/4" x 1"	115/230	15JBT1S4	95821520	44
	1.5	1-1/4" x 1"	115/230	15JBT15S4	95821525	49
	2	1-1/4" x 1"	115/230	15JBT2S4	95821530	55
20	3/4	1-1/4" x 1"	115/230	20JBT07S4	95822015	39
	1	1-1/4" x 1"	115/230	20JBT1S4	95822020	44
	1.5	1-1/4" x 1"	115/230	20JBT15S4	95822025	51
	2	1-1/4" x 1"	115/230	20JBT2S4	95822030	55
	3	1-1/4" x 1"	230	20JBT3S4	95822035	67
25	1	1-1/4" x 1"	115/230	25JBT1S4	95822520	44
	1.5	1-1/4" x 1"	115/230	25JBT15S4	95822525	48
	2	1-1/4" x 1"	115/230	25JBT2S4	95822530	54
	3	1-1/4" x 1"	230	25JBT3S4	95822535	66

Viton® is a Registered Trademark of Dupont Dow Elastomers.

Single-Phase Cast Iron Ordering Information:

GPM	HP	SUCTION X DISCHARGE	VOLTAGE	MODEL NO.	ORDER NO.	WT.
5	1/3	1-1/4" x 1"	115/230	5JBT03C4	95870501	36
	1/2	1-1/4" x 1"	115/230	5JBT05C4	95870505	40
	3/4	1-1/4" x 1"	115/230	5JBT07C4	95870510	43
	1	1-1/4" x 1"	115/230	5JBT1C4	95870515	49
7	1/2	1-1/4" x 1"	115/230	7JBT05C4	95870705	40
	3/4	1-1/4" x 1"	115/230	7JBT07C4	95870710	43
	1	1-1/4" x 1"	115/230	7JBT1C4	95870715	48
	1.5	1-1/4" x 1"	115/230	7JBT15C4	95870720	56
10	1/2	1-1/4" x 1"	115/230	10JBT05C4	95871005	39
	3/4	1-1/4" x 1"	115/230	10JBT07C4	95871010	42
	1	1-1/4" x 1"	115/230	10JBT1C4	95871015	48
	1.5	1-1/4" x 1"	115/230	10JBT15C4	95871020	55
	2	1-1/4" x 1"	115/230	10JBT2C4	95871025	59
15	3/4	1-1/4" x 1"	115/230	15JBT07C4	95871510	41
	1	1-1/4" x 1"	115/230	15JBT1C4	95871515	47
	1.5	1-1/4" x 1"	115/230	15JBT15C4	95871520	52
	2	1-1/4" x 1"	115/230	15JBT2C4	95871525	58
20	3/4	1-1/4" x 1"	115/230	20JBT07C4	95872010	41
	1	1-1/4" x 1"	115/230	20JBT1C4	95872015	47
	1.5	1-1/4" x 1"	115/230	20JBT15C4	95872020	54
	2	1-1/4" x 1"	115/230	20JBT2C4	95872025	58
	3	1-1/4" x 1"	230	20JBT3C4	95872035	70
25	1	1-1/4" x 1"	115/230	25JBT1C4	95872515	46
	1.5	1-1/4" x 1"	115/230	25JBT15C4	95872520	51
	2	1-1/4" x 1"	115/230	25JBT2C4	95872525	57
	3	1-1/4" x 1"	230	25JBT3C4	95872535	69

Note: All weights in pounds.

Non-Submersible Pumps

Booster Pumps

BT4 Series

Three-Phase Stainless Steel Ordering Information:

(See pgs. 2-3 for model number explanation)

GPM	HP	SUCTION X DISCHARGE	VOLTAGE	MODEL NO.	ORDER NO.	WT.
5	1/2	1-1/4" x 1"	208-230/460	5JBT05S4-T	95820555	37
	3/4	1-1/4" x 1"	208-230/460	5JBT07S4-T	95820560	41
	1	1-1/4" x 1"	208-230/460	5JBT1S4-T	95820565	46
7	1/2	1-1/4" x 1"	208-230/460	7JBT05S4-T	95820755	37
	3/4	1-1/4" x 1"	208-230/460	7JBT07S4-T	95820760	40
	1	1-1/4" x 1"	208-230/460	7JBT1S4-T	95820765	46
	1.5	1-1/4" x 1"	208-230/460	7JBT15S4-T	95820770	53
10	1/2	1-1/4" x 1"	208-230/460	10JBT05S4-T	95821055	37
	3/4	1-1/4" x 1"	208-230/460	10JBT07S4-T	95821060	39
	1	1-1/4" x 1"	208-230/460	10JBT1S4-T	95821065	45
	1.5	1-1/4" x 1"	208-230/460	10JBT15S4-T	95821070	52
	2	1-1/4" x 1"	208-230/460	10JBT2S4-T	95821075	56
15	3/4	1-1/4" x 1"	208-230/460	15JBT07S4-T	95821560	39
	1	1-1/4" x 1"	208-230/460	15JBT1S4-T	95821565	44
	1.5	1-1/4" x 1"	208-230/460	15JBT15S4-T	95821570	49
	2	1-1/4" x 1"	208-230/460	15JBT2S4-T	95821575	55
20	3/4	1-1/4" x 1"	208-230/460	20JBT07S4-T	95822060	39
	1	1-1/4" x 1"	208-230/460	20JBT1S4-T	95822065	44
	1.5	1-1/4" x 1"	208-230/460	20JBT15S4-T	95822070	51
	2	1-1/4" x 1"	208-230/460	20JBT2S4-T	95822075	55
	3	1-1/4" x 1"	208-230/460	20JBT3S4-T	95822080	67
25	1	1-1/4" x 1"	208-230/460	25JBT1S4-T	95822565	44
	1.5	1-1/4" x 1"	208-230/460	25JBT15S4-T	95822570	48
	2	1-1/4" x 1"	208-230/460	25JBT2S4-T	95822575	54
	3	1-1/4" x 1"	208-230/460	25JBT3S4-T	95822580	66

Note: All weights in pounds.

BT4 Pump End Ordering Information:

GPM	HP	SUCTION X DISCHARGE	MODEL NO.	ORDER NO.	WT.
5	1/3	1-1/4" x 1"	5BT03S4-PE	95920507	18
	1/2	1-1/4" x 1"	5BT05S4-PE	95920509	19
	3/4	1-1/4" x 1"	5BT07S4-PE	95920512	20
	1	1-1/4" x 1"	5BT1S4-PE	95920515	21
7	1/2	1-1/4" x 1"	7BT05S4-PE	95920708	18
	3/4	1-1/4" x 1"	7BT07S4-PE	95920710	19
	1	1-1/4" x 1"	7BT1S4-PE	95920714	20
	1.5	1-1/4" x 1"	7BT15S4-PE	95920719	24
10	1/2	1-1/4" x 1"	10BT05S4-PE	95921007	18
	3/4	1-1/4" x 1"	10BT07S4-PE	95921008	19
	1	1-1/4" x 1"	10BT1S4-PE	95921011	20
	1.5	1-1/4" x 1"	10BT15S4-PE	95921015	23
	2	1-1/4" x 1"	10BT2S4-PE	95921018	24
15	3/4	1-1/4" x 1"	15BT07S4-PE	95921506	18
	1	1-1/4" x 1"	15BT1S4-PE	95921508	19
	1.5	1-1/4" x 1"	15BT15S4-PE	95921512	20
	2	1-1/4" x 1"	15BT2S4-PE	95921515	23
20	3/4	1-1/4" x 1"	20BT07S4-PE	95922005	18
	1	1-1/4" x 1"	20BT1S4-PE	95922007	19
	1.5	1-1/4" x 1"	20BT15S4-PE	95922010	20
	2	1-1/4" x 1"	20BT2S4-PE	95922012	23
	3	1-1/4" x 1"	20BT3S4-PE	95922015	24
25	1	1-1/4" x 1"	25BT1S4-PE	95922506	18
	1.5	1-1/4" x 1"	25BT15S4-PE	95922508	19
	2	1-1/4" x 1"	25BT2S4-PE	95922510	20
	3	1-1/4" x 1"	25BT3S4-PE	95922513	24

Note: All weights in pounds.

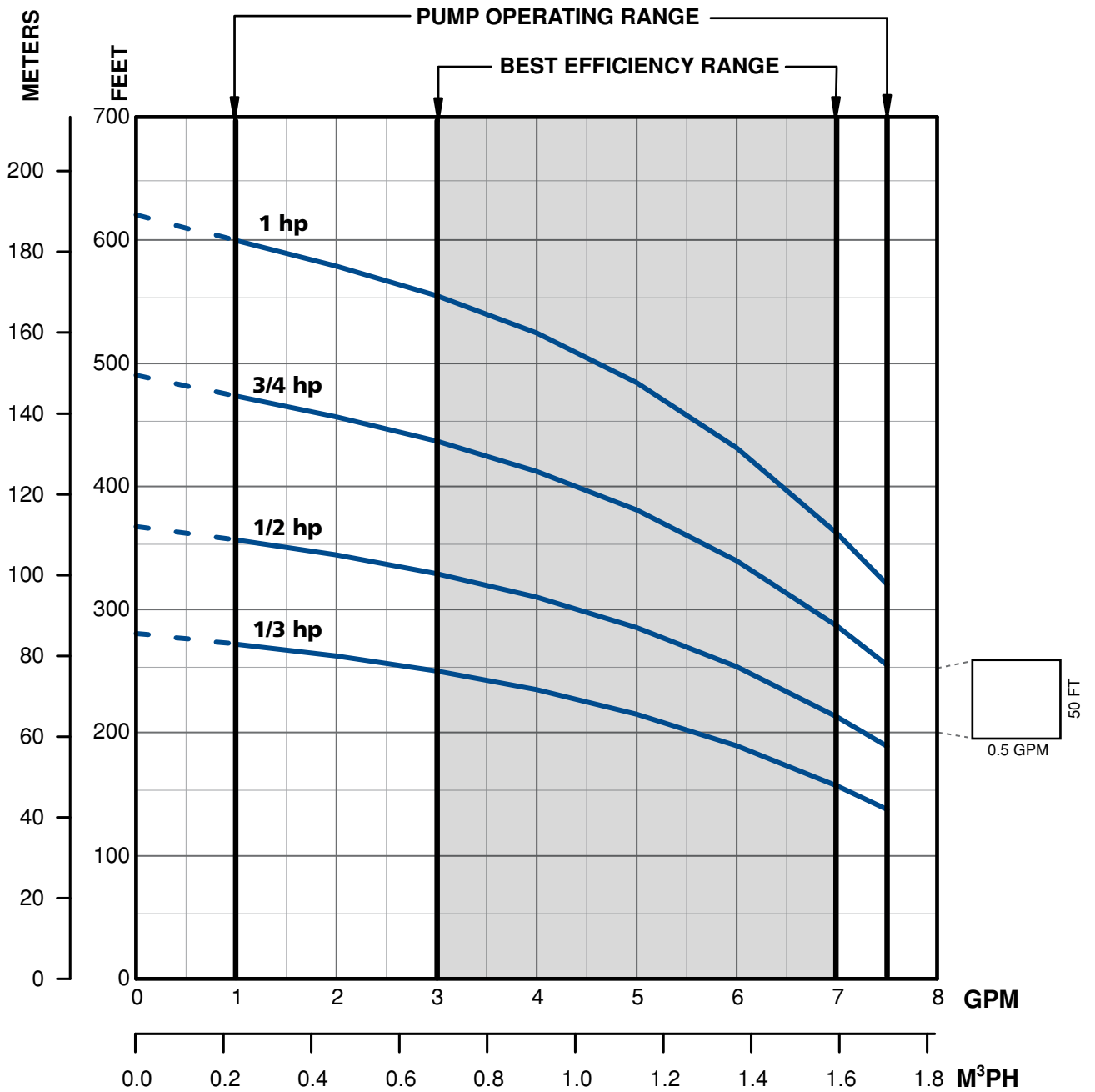
56Z motor size frame.

BT4 pump ends are stainless steel construction.

Non-Submersible Pumps

Booster Pumps

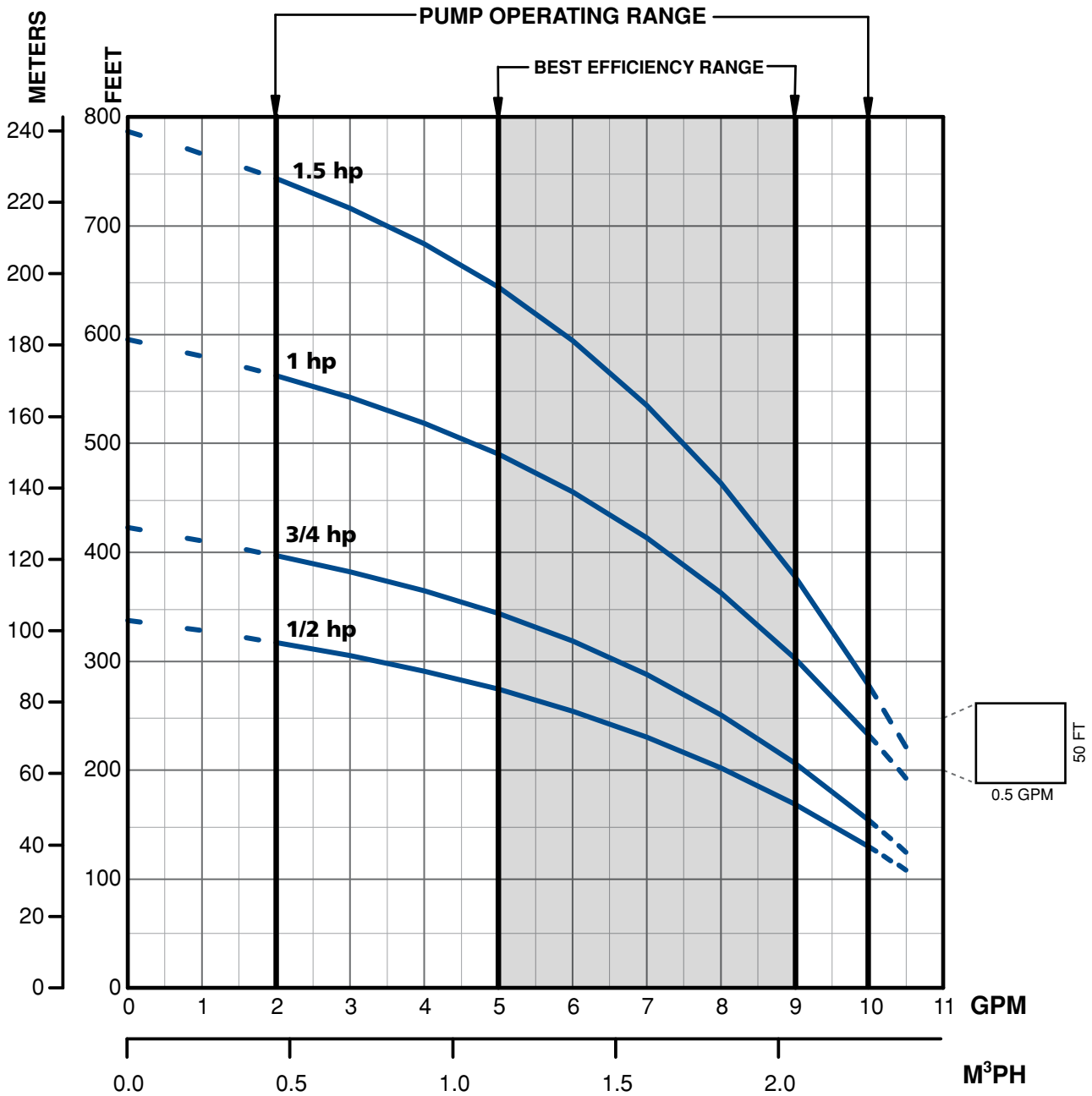
BT4 Series - 5 gpm Performance



Non-Submersible Pumps

Booster Pumps

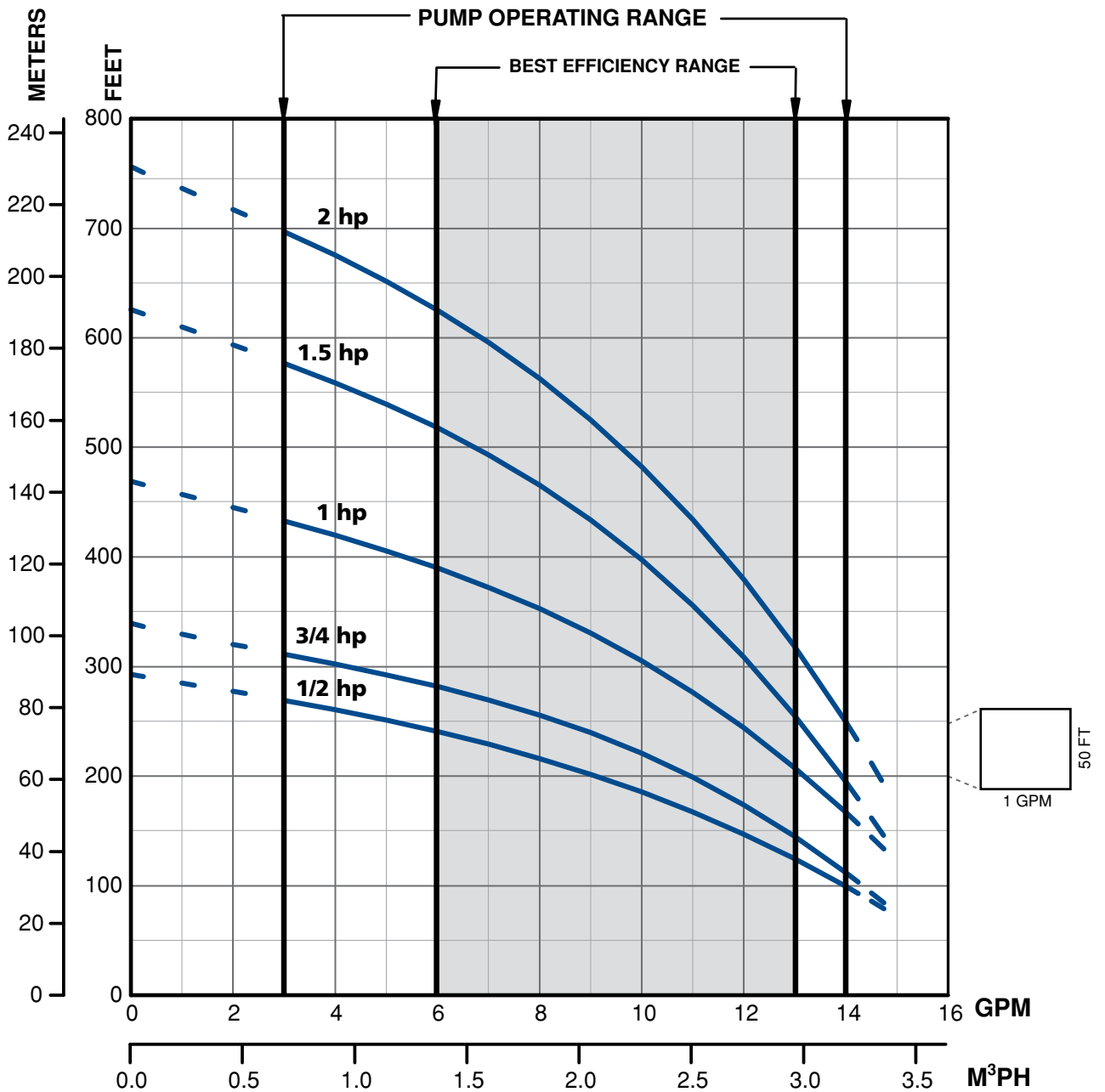
BT4 Series - 7 gpm Performance



Non-Submersible Pumps

Booster Pumps

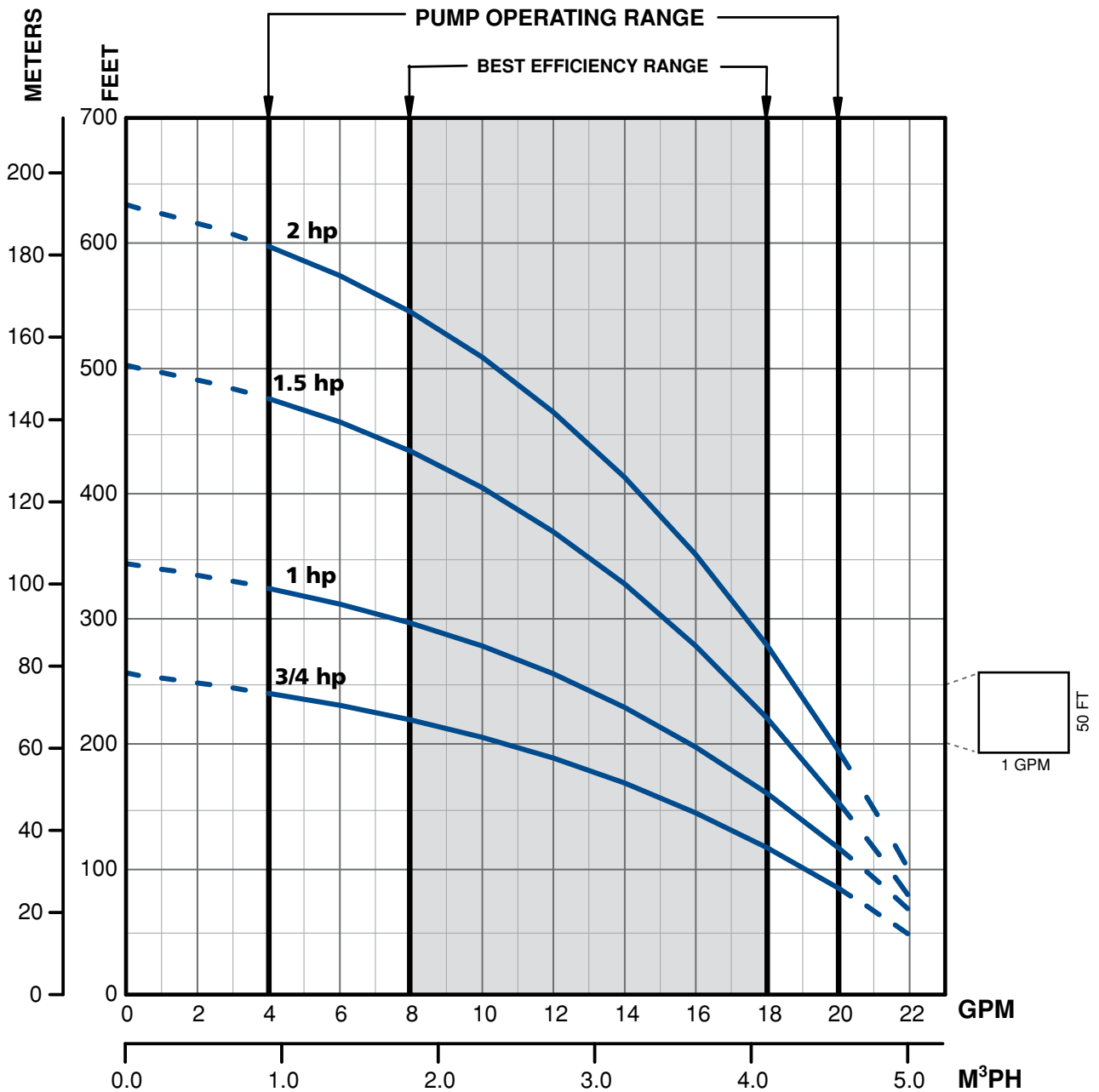
BT4 Series - 10 gpm Performance



Non-Submersible Pumps

Booster Pumps

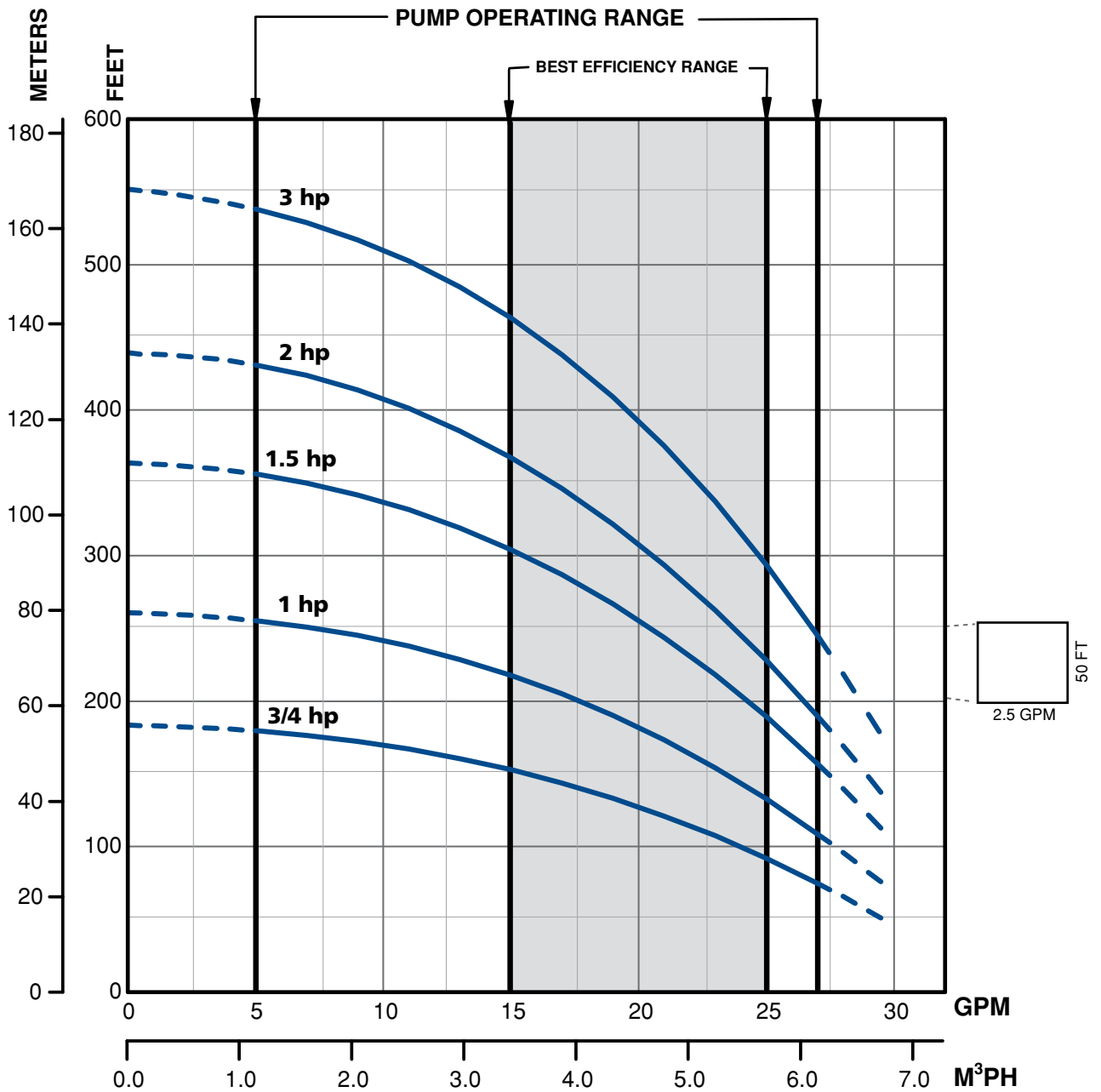
BT4 Series - 15 gpm Performance



Non-Submersible Pumps

Booster Pumps

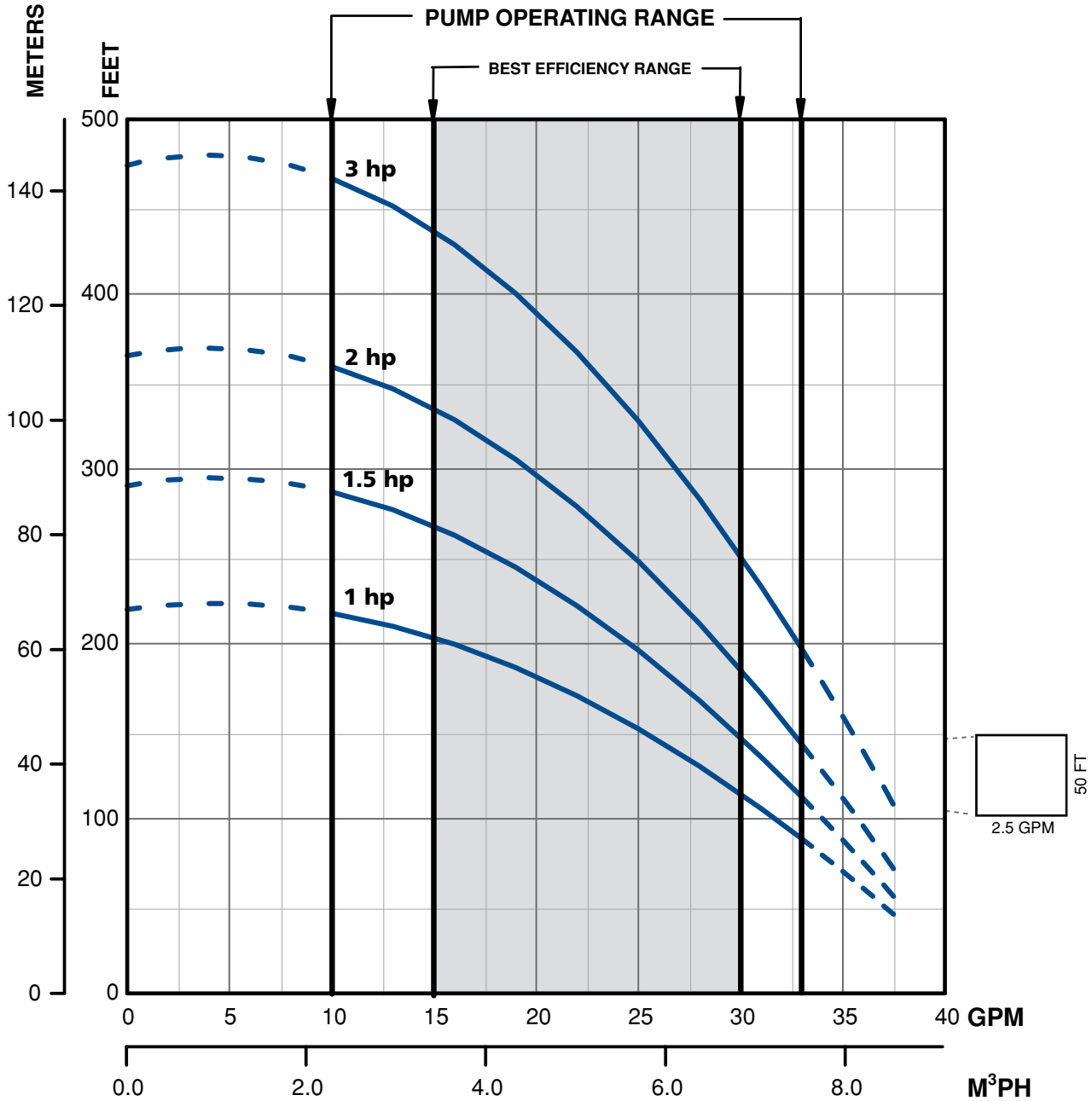
BT4 Series - 20 gpm Performance



Non-Submersible Pumps

Booster Pumps

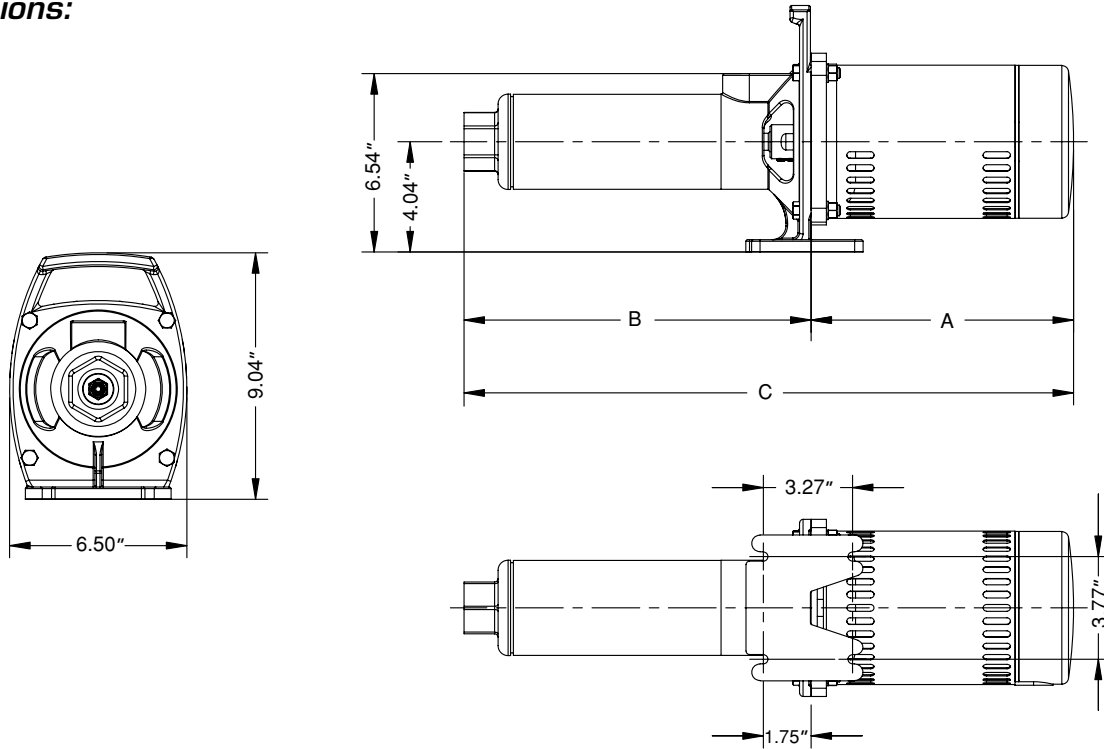
BT4 Series - 25 gpm Performance



Non-Submersible Pumps

Booster Pumps BT4 Series

Dimensions:



Single-Phase Stainless Steel & Cast Iron:

GPM	HP	STAGE	A	B	C
5	1/3	7	9.63"	13.49"	23.12"
	1/2	9	10.38"	15.14"	25.52"
	3/4	12	11.00"	17.60"	28.60"
	1	15	11.88"	20.06"	31.94"
7	1/2	8	10.38"	14.31"	24.69"
	3/4	10	11.00"	15.96"	26.69"
	1	14	11.88"	19.24"	31.12"
	1.5	19	12.63"	23.35"	35.98"
10	1/2	7	10.38"	14.07"	24.45"
	3/4	8	11.00"	14.98"	25.98"
	1	11	11.88"	17.69"	29.57"
	1.5	15	12.63"	21.31"	33.94"
15	2	18	12.63"	24.02"	36.65"
	3/4	6	11.00"	13.17"	24.17"
	1	8	11.88"	14.98"	26.86"
	1.5	12	12.63"	18.59"	31.22"
20	2	15	12.63"	21.31"	23.94"
	3/4	5	11.00"	13.87"	24.87"
	1	7	11.88"	16.31"	28.19"
	1.5	10	12.63"	19.99"	32.62"
25	2	12	12.63"	22.43"	35.06"
	3	15	13.18"	26.11"	39.29"
	1	6	11.88"	15.09"	26.97"
	1.5	8	12.63"	17.54"	30.17"
25	2	10	12.63"	19.99"	32.62"
	3	13	13.18"	23.66"	36.84"

Three-Phase Stainless Steel:

GPM	HP	STAGE	A	B	C
5	1/2	9	9.85"	15.14"	24.99"
	3/4	12	10.50"	17.60"	28.10"
	1	15	10.85"	20.03"	30.88"
7	1/2	8	9.85"	14.00"	23.85"
	3/4	10	10.50"	14.31"	24.81"
	1	14	10.85"	15.96"	26.81"
	1.5	19	11.85"	23.35"	35.20"
10	1/2	7	9.85"	14.07"	23.92"
	3/4	8	10.50"	14.98"	25.48"
	1	11	10.85"	17.69"	28.54"
	1.5	15	11.85"	21.31"	33.16"
	2.0	18	12.60"	24.02"	36.62"
15	3/4	6	10.50"	13.17"	23.67"
	1	8	10.85"	14.98"	25.83"
	1.5	12	11.85"	18.59"	30.44"
	2	15	12.60"	21.31"	33.91"
20	3/4	5	10.50"	13.87"	24.37"
	1	7	10.85"	16.31"	27.16"
	1.5	10	11.85"	19.99"	31.84"
	2	12	12.60"	22.43"	35.03"
	3	15	12.69"	26.11"	38.80"
25	1	6	10.85"	15.09"	25.94"
	1.5	8	11.85"	17.54"	29.39"
	2	10	12.60"	19.99"	32.59"
	3	13	12.69"	23.66"	36.35"